



# **The United Nations Financial Situation**

**Chandramouli Ramanathan  
Assistant Secretary-General, Controller  
Management Strategy, Policy and Compliance  
United Nations**

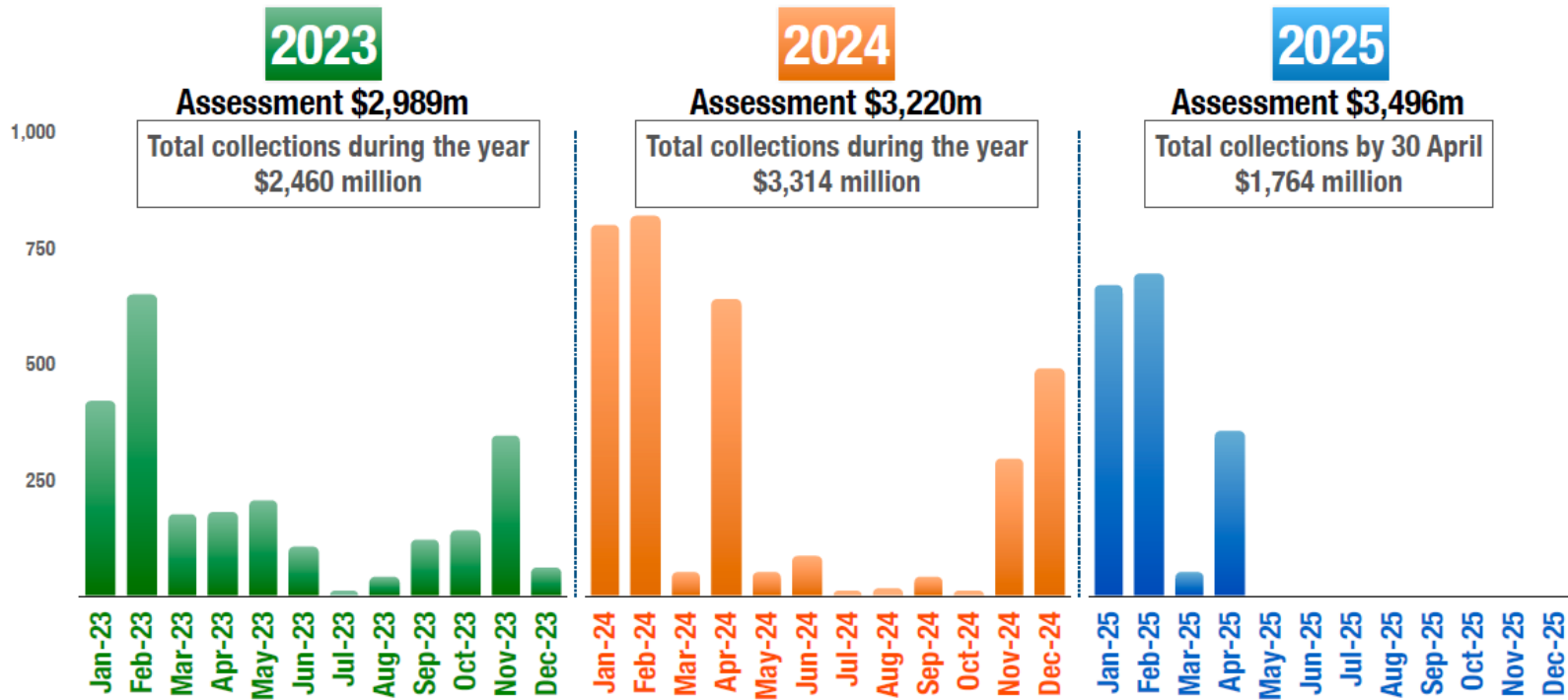
**9 May 2025**

# Chart 1 - Regular Budget Collection Trend\*



United Nations  
Financial Situation

■ Regular budget  
Peacekeeping  
Tribunals



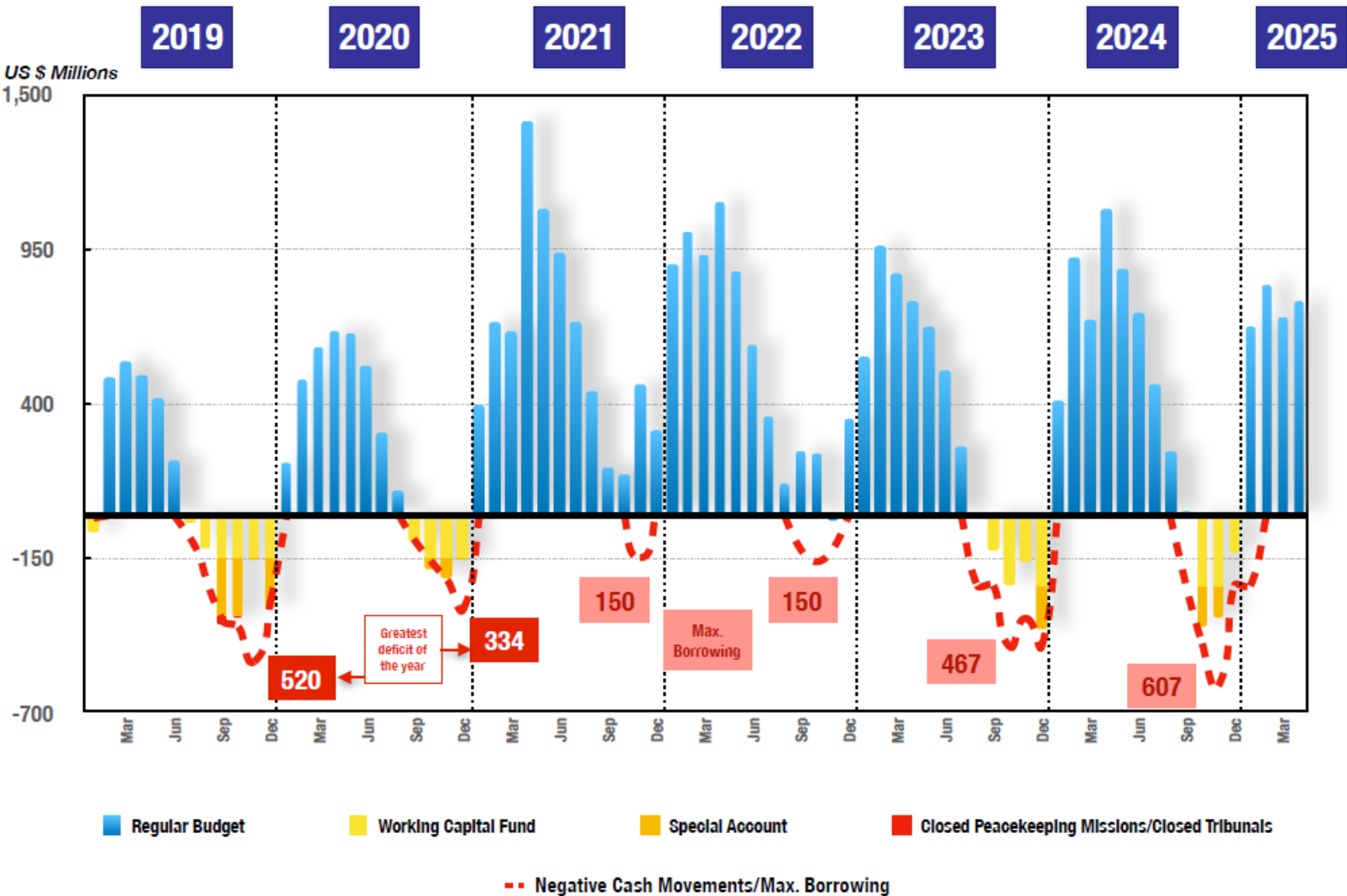
\*Only represents collections during each month

# Chart 2 - Regular Budget Cash Balance Trend



United Nations  
Financial Situation

Regular budget  
Peacekeeping  
Tribunals



# Chart 3 - Regular Budget Cash Position

(US\$ millions)

*Regular budget cash position at the end of 2024 improved slightly compared to 2023 because of active liquidity management; payment default was averted but programme delivery risks could only be mitigated, not avoided*

	31-Dec-23	31-Dec-24	30-Apr-24	30-Apr-25
Regular Budget	62 <sup>*</sup>	114 <sup>*</sup>	1,088	767
Working Capital Fund	-	-	250	249 <sup>**</sup>
Special Account	5	233	222	233
Combined General Fund	67	347	1,560	1,249
Regular budget cash deficit	(405)	(135)	-	-

<sup>\*</sup> includes the borrowing from regular budget liquidity reserves

<sup>\*\*</sup> \$1 million still due from Member States following the adjustment to advances to the Working Capital Fund for the year 2025



United Nations  
Financial Situation

■ Regular budget  
Peacekeeping  
Tribunals

# Chart 4 - Regular Budget Assessment Status

(US\$ millions)

*Unpaid assessments at 30 April 2025 are significantly higher compared to the same time last year. The final outcome will depend on collections through December.*



United Nations  
Financial Situation

■ Regular budget  
Peacekeeping  
Tribunals

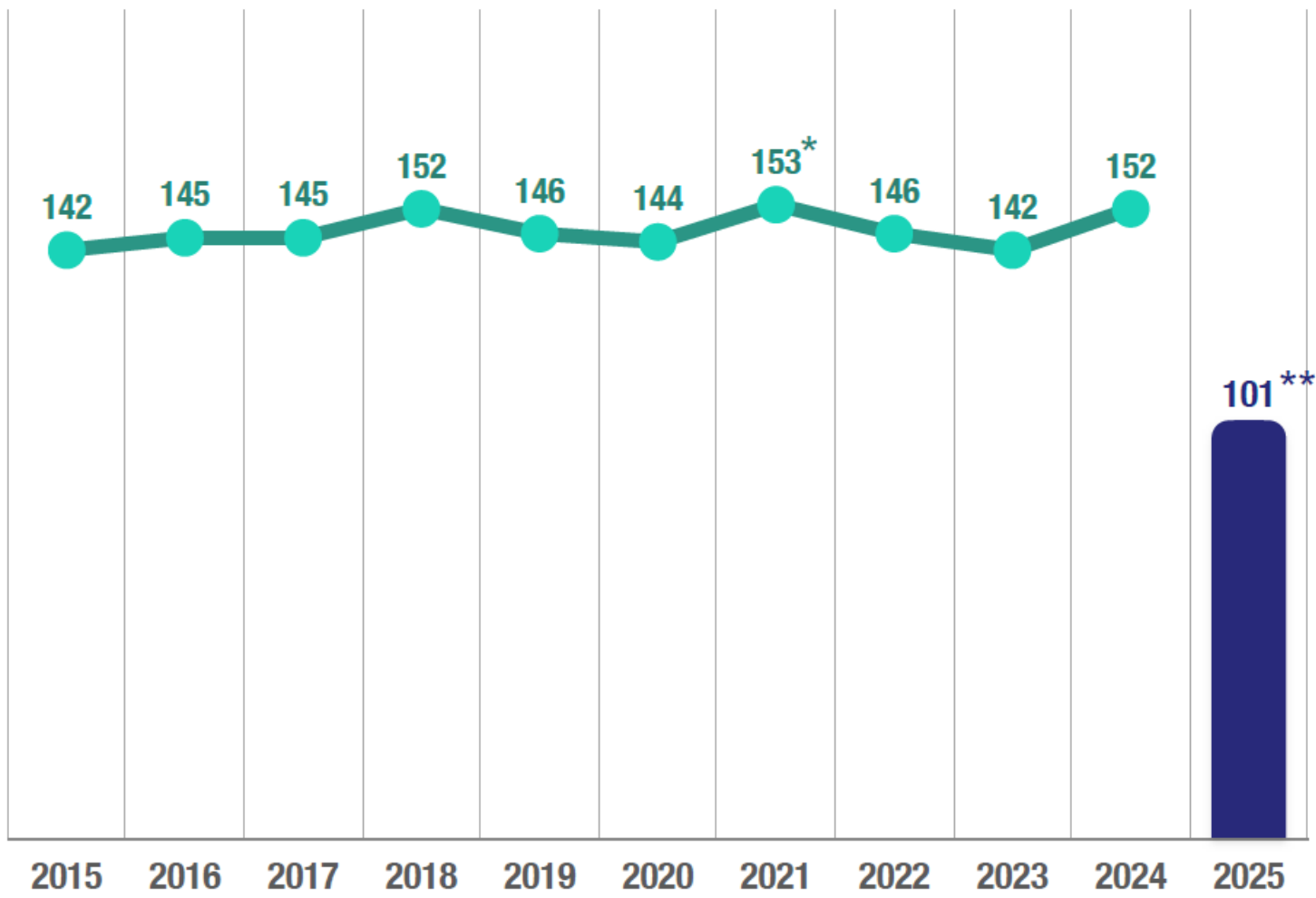
	31-Dec-23	31-Dec-24	30-Apr-24	30-Apr-25
Prior year's balance*	330	859	859	760**
Assessments	2,989	3,220	3,220	3,496
Payments received	2,460	3,319	2,373	1,837
Unpaid assessments	859	760	1,706	2,419

\* As at 1 January

\*\* As at 30 April, the arrears stand at \$728m compared to \$314m at the same time last year

# Chart 5 - Regular Budget Assessments

Number of Member States paying in full at Year-End increased in 2024, but is lesser in April 2025 than in April 2024



United Nations  
Financial Situation

■ Regular budget  
Peacekeeping  
Tribunals

\* Record number  
\*\* At 30 April 2025, compared to 105 at 30 April 2024

# Chart 6 - Regular Budget Assessments

Fully paid at 31 December 2024: 152 Member States\*

Albania	Cuba	Iceland	Monaco	Senegal
Algeria	Cyprus	India	Mongolia	Serbia
Andorra	Czech Republic	Indonesia	Montenegro	Seychelles
Angola	Democratic People's Republic of Korea	Iran (Islamic Republic of)	Morocco	Singapore
Antigua and Barbuda	Democratic Republic of the Congo	Ireland	Mozambique	Slovakia
Armenia	Denmark	Israel	Namibia	Slovenia
Australia	Djibouti	Italy	Nauru	Somalia
Austria	Dominica	Jamaica	Nepal	South Africa
Azerbaijan	Dominican Republic	Japan	Netherlands (Kingdom of the)	Spain
Bahamas (The)	Egypt	Jordan	New Zealand	Sri Lanka
Bahrain	El Salvador	Kazakhstan	Niger	Sudan
Bangladesh	Equatorial Guinea	Kenya	Nigeria	Sweden
Barbados	Eritrea	Kiribati	North Macedonia	Switzerland
Belarus	Estonia	Kuwait	Norway	Tajikistan
Belgium	Eswatini	Kyrgyzstan	Palau	Thailand
Belize	Ethiopia	Lao People's Democratic Republic	Panama	Tonga
Benin	Fiji	Latvia	Papua New Guinea	Trinidad and Tobago
Bhutan	Finland	Lebanon	Peru	Tunisia
Bosnia and Herzegovina	France	Liechtenstein	Philippines	Türkiye
Botswana	Gabon	Lithuania	Poland	Turkmenistan
Brazil	Gambia	Luxembourg	Portugal	Tuvalu
Brunei Darussalam	Georgia	Madagascar	Qatar	Ukraine
Bulgaria	Germany	Malaysia	Republic of Korea	United Arab Emirates
Burundi	Greece	Maldives	Republic of Moldova	United Kingdom of Great Britain and Northern Ireland
Cambodia	Guatemala	Mali	Romania	Uzbekistan
Canada	Guinea	Malta	Russian Federation	Vanuatu
Chad	Guyana	Marshall Islands	Rwanda	Viet Nam
China	Haiti	Mauritius	Saint Lucia	Zambia
Colombia	Honduras	Micronesia (Federated States of)	Samoa	Zimbabwe
Comoros	Hungary		San Marino	
Costa Rica			Saudi Arabia	
Croatia				



United Nations  
Financial Situation

■ Regular budget  
Peacekeeping  
Tribunals

\* compared to 142 Member States at 31 December 2023

# Chart 7a - Regular Budget Honour Roll

Fully paid within the 30-day period specified in Financial Regulation 3.5 (by 6 February 2025): 49 Member States\*

Antigua and Barbuda	Georgia	Netherlands (Kingdom of the)
Armenia	Germany	New Zealand
Australia	Hungary	Norway
Austria	Iceland	Papua New Guinea
Azerbaijan	India	Portugal
Barbados	Ireland	Republic of Korea
Belgium	Kazakhstan	Senegal
Bhutan	Kiribati	Singapore
Bosnia and Herzegovina	Kuwait	Slovenia
Bulgaria	Latvia	Spain
Canada	Liechtenstein	Sweden
Czech Republic	Luxembourg	Switzerland
Denmark	Malaysia	Thailand
Equatorial Guinea	Malta	Ukraine
Eswatini	Morocco	United Kingdom of Great Britain and Northern Ireland
Ethiopia	Nauru	
Finland	Nepal	

\* Compared to 51 Member States in 2024



United Nations  
Financial Situation

■ Regular budget  
Peacekeeping  
Tribunals



# Chart 7b - Regular Budget Advance Payments

Member States who paid in advance towards the 2025 regular budget before the issuance of assessments

Armenia	Lithuania
Estonia	Morocco
Gambia	Poland
Hungary	Portugal
Israel	Slovakia
Kazakhstan	Ukraine

# Chart 8 - Regular Budget Assessments

Fully paid at 30 April

2024

2025



United Nations  
Financial Situation

■ Regular budget  
Peacekeeping  
Tribunals

<u>JANUARY</u>	<u>FEBRUARY</u>	<u>MARCH</u>
Algeria	Australia	Albania
Armenia	Austria	Bosnia and Herzegovina
Azerbaijan	Bahrain	Croatia
Belgium	Barbados	Djibouti
Belize	Bhutan	Dominica
Benin	Brunei Darussalam	Dominican Republic
Canada	Bulgaria	Ethiopia
Chad	Colombia	Guatemala
Cyprus	Cuba	Guyana
Denmark	Czech Republic	Maldives
Equatorial Guinea	France	Marshall Islands
Estonia	Georgia	Mauritius
Finland	Germany	Namibia
Gambia	Greece	North Macedonia
Iceland	Hungary	Palau
India	Indonesia	Peru
Ireland	Italy	Philippines
Kazakhstan	Kyrgyzstan	Saint Lucia
Kiribati	Malta	San Marino
Kuwait	Monaco	South Africa
Latvia	Montenegro	Tonga
Liechtenstein	Morocco	Trinidad and Tobago
Lithuania	Mozambique	Vanuatu
Luxembourg	Nepal	Viet Nam
Malaysia	Netherlands (Kingdom of the)	<u>APRIL</u>
Nauru	New Zealand	Antigua and Barbuda
Norway	Portugal	Eritrea
Poland	Samoa	Jamaica
Republic of Korea	Saudi Arabia	Japan
Senegal	Serbia	Qatar
Singapore	Slovenia	Republic of Moldova
Slovakia	Spain	Tunisia
Switzerland	Sweden	Uzbekistan
Tuvalu	Türkiye	Zimbabwe
Ukraine	Turkmenistan	
United Kingdom of Great Britain and Northern Ireland	United Arab Emirates	
TOTAL:105		

<u>JANUARY</u>	<u>FEBRUARY</u>	<u>MARCH</u>
Antigua and Barbuda	Albania	Brunei Darussalam
Armenia	Algeria	Costa Rica
Australia	Austria	Estonia
Azerbaijan	Belgium	Kenya
Barbados	Bhutan	Lao People's Democratic Republic
Bosnia and Herzegovina	Bulgaria	Montenegro
Canada	Croatia	North Macedonia
Denmark	Cyprus	Philippines
Equatorial Guinea	Czech Republic	Qatar
Ethiopia	Eswatini	Republic of Moldova
Finland	France	Romania
Iceland	Georgia	Saint Lucia
India	Germany	Slovakia
Ireland	Greece	South Africa
Kazakhstan	Guatemala	Tajikistan
Kuwait	Hungary	<u>APRIL</u>
Latvia	Italy	Andorra
Liechtenstein	Kiribati	Bahamas (The)
Luxembourg	Lithuania	Bahrain
Malaysia	Malta	Brazil
Morocco	Marshall Islands	Colombia
Nauru	Mauritius	Dominican Republic
Netherlands (Kingdom of the)	Micronesia (Federated States of)	Egypt
New Zealand	Monaco	Jamaica
Norway	Namibia	Japan
Papua New Guinea	Nepal	Kyrgyzstan
Portugal	Peru	Maldives
Senegal	Poland	Mongolia
Singapore	Republic of Korea	Rwanda
Spain	Serbia	San Marino
Sweden	Slovenia	Sri Lanka
Switzerland	Tonga	United Republic of Tanzania
Thailand	Türkiye	
Ukraine	United Arab Emirates	
United Kingdom of Great Britain and Northern Ireland	Uzbekistan	
TOTAL: 101		

# Chart 9 - Unpaid Regular Budget Assessments

(US\$ millions)



United Nations  
Financial Situation

■ Regular budget  
Peacekeeping  
Tribunals

Member State	30-Apr-25
United States of America	1,495
China	597
Russian Federation	72
Saudi Arabia	42
Mexico	38
Venezuela (Bolivarian Republic of)	38
Other Member States	137
Total	2,419

# Chart 10 – Overall Peacekeeping Assessment Status

(US\$ millions)



United Nations  
Financial Situation

Regular budget  
■ Peacekeeping  
Tribunals

Prior-years' balance (as at 1 July 2024)	2,083
Assessments for fiscal year (July 2024 to April 2025)*	5,203
<b>Total</b>	<b>7,286</b>
Payments/credits received	4,610
Unpaid assessments	2,676

*\* Does not include assessment for UNMISS to be issued after mandate renewal by Security Council*

# Chart 11 - Unpaid Peacekeeping Assessments by Operation at 30 April 2025 (US\$ millions)



United Nations  
Financial Situation

Regular budget  
■ Peacekeeping  
Tribunals

Peacekeeping	2023/24 and prior	2024/25	Total
<b>Active Missions</b>			
UNDOF	2.1	28.6	30.7
UNIFIL	16.0	187.8	203.8
UNFICYP	6.1	14.9	21.0
MINURSO	27.6	32.0	59.6
UNMIK	22.4	19.7	42.1
MONUSCO	44.2	366.0	410.2
UNISFA	8.4	110.6	119.0
UNMISS	29.8	335.7	365.5
UNSOS	39.6	235.1	274.7
MINUSMA*	158.1	93.9	252.0
MINUSCA	20.6	390.9	411.5
Subtotal	374.9	1,815.2	2,190.1
Closed Missions	485.4	-	485.4
<b>Total</b>	<b>860.3</b>	<b>1,815.2</b>	<b>2,675.5</b>

\*Closing operation

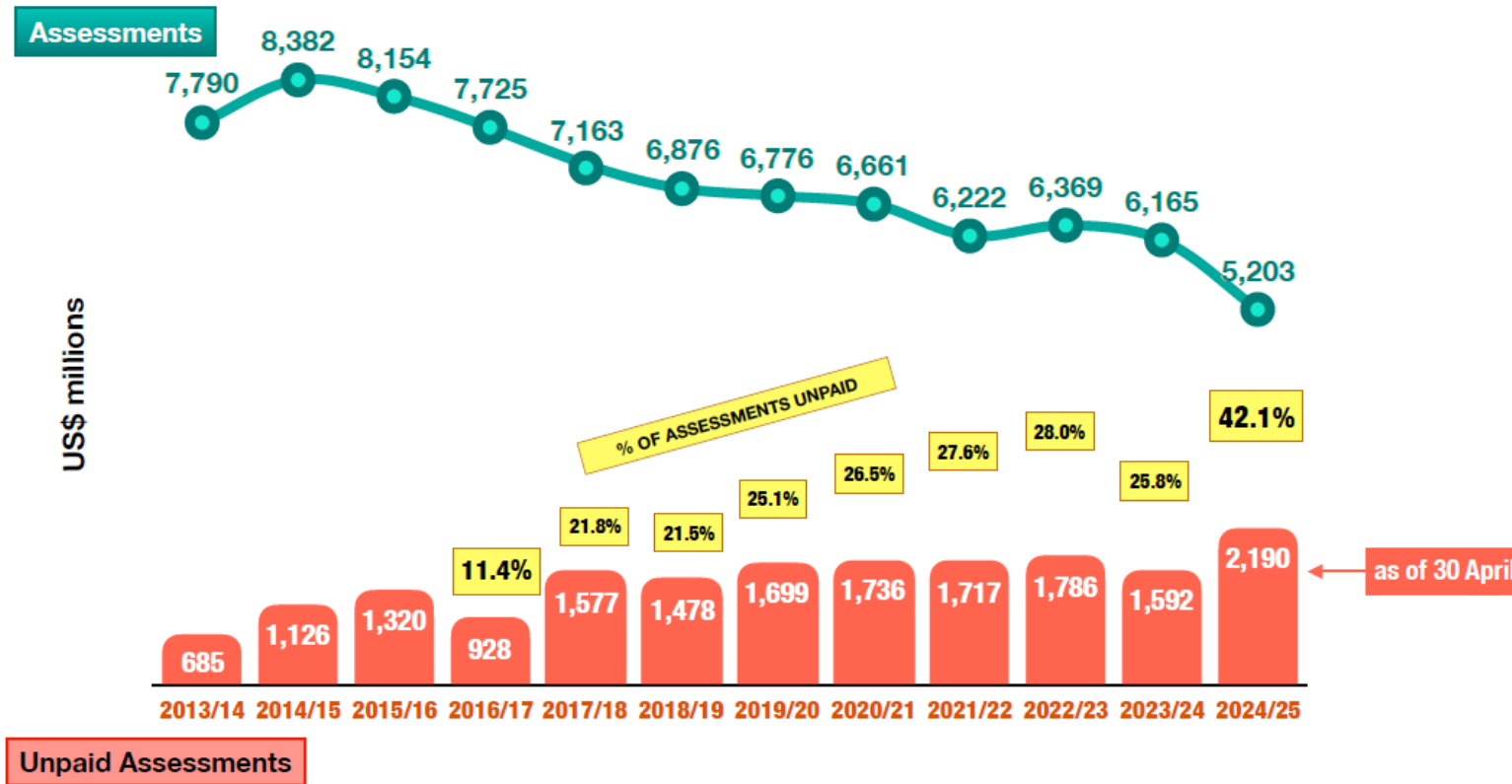
# Chart 12 - Outstanding contributions for active peacekeeping operations at fiscal year-end

*Outstanding contributions are not decreasing despite decrease in assessments*



United Nations  
Financial Situation

Regular budget  
■ Peacekeeping  
Tribunals



*\*Does not include assessment for UNMISS to be issued after mandate renewal by Security Council*

# Chart 13 - Peacekeeping Assessments

Fully paid for all assessments due and payable at 31 December 2024:

71 Member States\*



United Nations  
Financial Situation

Regular budget  
■ Peacekeeping  
Tribunals

Algeria	Democratic People's Republic of Korea	Ireland	Niger	Sweden
Armenia	Republic of Korea	Israel	Norway	Switzerland
Australia	Democratic Republic of the Congo	Italy	Palau	Thailand
Austria		Jamaica	Papua New Guinea	Tonga
Bahrain	Denmark	Japan	Poland	Tuvalu
Barbados	Egypt	Kazakhstan	Portugal	United Kingdom of Great Britain and Northern Ireland
Bosnia and Herzegovina	Equatorial Guinea	Latvia	Qatar	
	Ethiopia	Liechtenstein	Republic of Korea	
Brazil	Finland	Lithuania	Rwanda	Zambia
Bulgaria	France	Luxembourg	Saint Lucia	
Canada	Gabon	Malaysia	Samoa	
Chad	Gambia	Malta	Senegal	
China	Germany	Monaco	Singapore	
Colombia	Guatemala	Morocco	Slovakia	
Croatia	Hungary	Netherlands	Slovenia	
Cyprus	Iceland	(Kingdom of the)	Somalia	
Czech Republic	Indonesia	New Zealand	Spain	

\*Compared to 50 Member States at 31 December 2023

# Chart 14 - Peacekeeping Assessments

Fully paid at 30 April



United Nations  
Financial Situation

Regular budget  
■ Peacekeeping  
Tribunals

15

9 May 2025



2024

Algeria	Kiribati
Australia	Latvia
Austria	Liechtenstein
Bahrain	Luxembourg
Barbados	Monaco
Belgium	Montenegro
Bhutan	Netherlands (Kingdom
Bulgaria	of the)
Canada	New Zealand
Chad	Norway
Colombia	Poland
Czech Republic	Qatar
Denmark	Senegal
Equatorial Guinea	Singapore
Ethiopia	Slovakia
Finland	Slovenia
France	Spain
Gambia	Sweden
Germany	Switzerland
Hungary	Trinidad and Tobago
Iceland	Tuvalu
Ireland	United Kingdom of Great Britain
Israel	and Northern Ireland
Italy	Zimbabwe
Japan	

TOTAL: 47

2025

Algeria	Liechtenstein
Armenia	Lithuania
Australia	Luxembourg
Austria	Malaysia
Azerbaijan	Monaco
Bahamas (The)	Mongolia
Bahrain	Netherlands
Barbados	(Kingdom of the)
Bhutan	New Zealand
Bosnia and Herzegovina	Norway
Botswana	Papua New Guinea
Burundi	Poland
Canada	Portugal
Costa Rica	Qatar
Cyprus	Republic of Korea
Czech Republic	Rwanda
Denmark	Saint Lucia
Equatorial Guinea	Samoa
Estonia	San Marino
Ethiopia	Senegal
Finland	Singapore
Georgia	Slovakia
Germany	Slovenia
Greece	South Africa
Hungary	Spain
Iceland	Sweden
India	Switzerland
Ireland	Thailand
Italy	United Kingdom of Great Britain
Japan	and Northern Ireland
Kazakhstan	Uzbekistan
Kuwait	Zambia
Latvia	

TOTAL: 63



# Chart 15 - Unpaid Peacekeeping Assessments

(US\$ millions)



United Nations  
Financial Situation

Regular budget  
■ Peacekeeping  
Tribunals

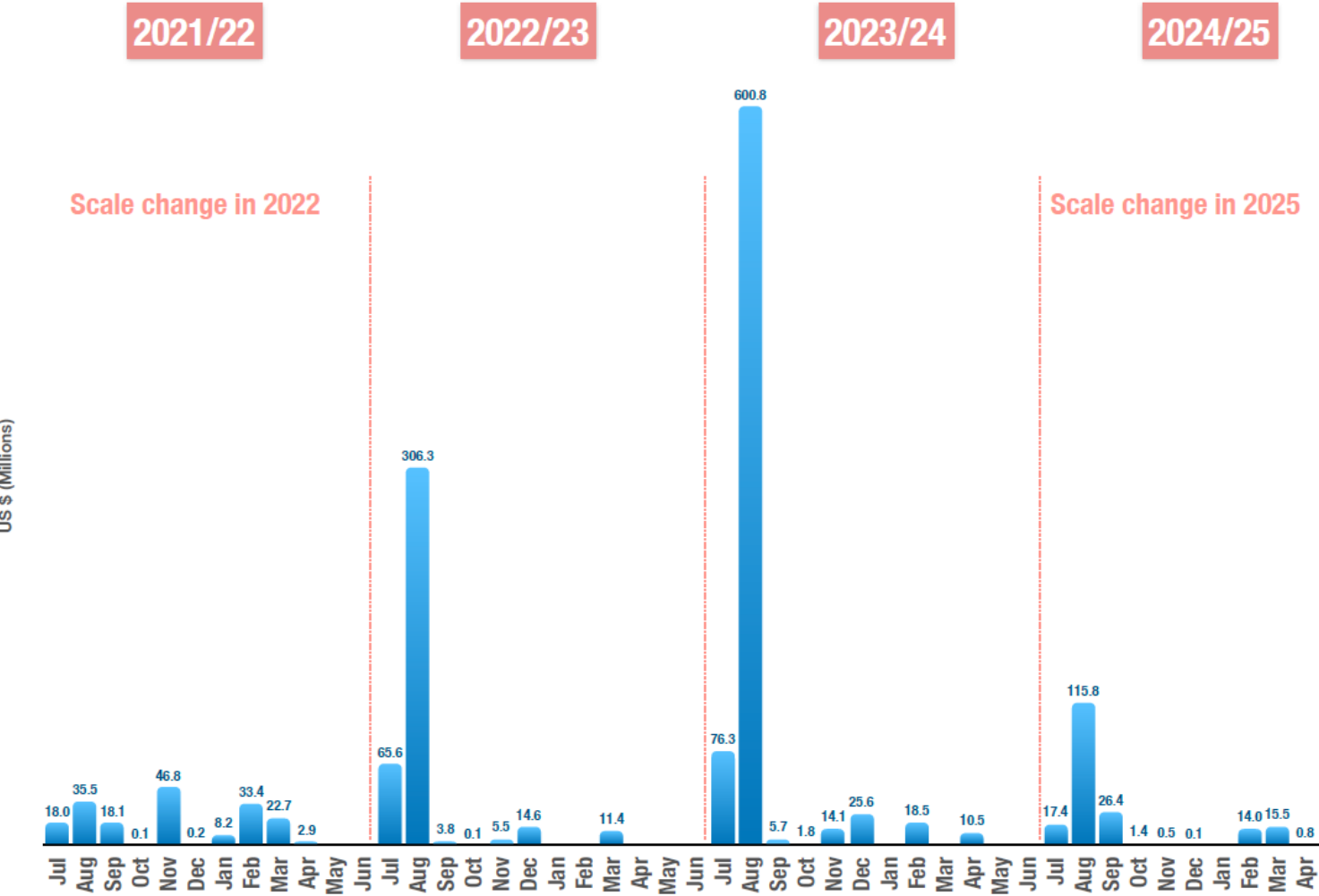
Member State	30-Apr-25
United States of America	1,528
China	587
Russian Federation*	123
Venezuela (Bolivarian Republic of)	93
Ukraine	80
Other Member States	265
<b>Total</b>	<b>2,676</b>

*\*Partial payment deposited in a local UN account in late 2024, but the bank has not been able to credit the UN account in New York yet.*

# Chart 16 – Advance Collections for Peacekeeping

(US\$ millions)

Advance collections before mandate renewal have provided valuable additional liquidity for PK operations.



For the second half of the current peacekeeping fiscal period, assessments were issued based on the new scale approved for the year 2025. Assessments issued for ‘non-mandated’ periods were \$634 million during July 2024 and \$221 million during January 2025.



United Nations  
Financial Situation

Regular budget  
Peacekeeping  
Tribunals

# Chart 17 - Peacekeeping Cash Position for 2023-2025\*

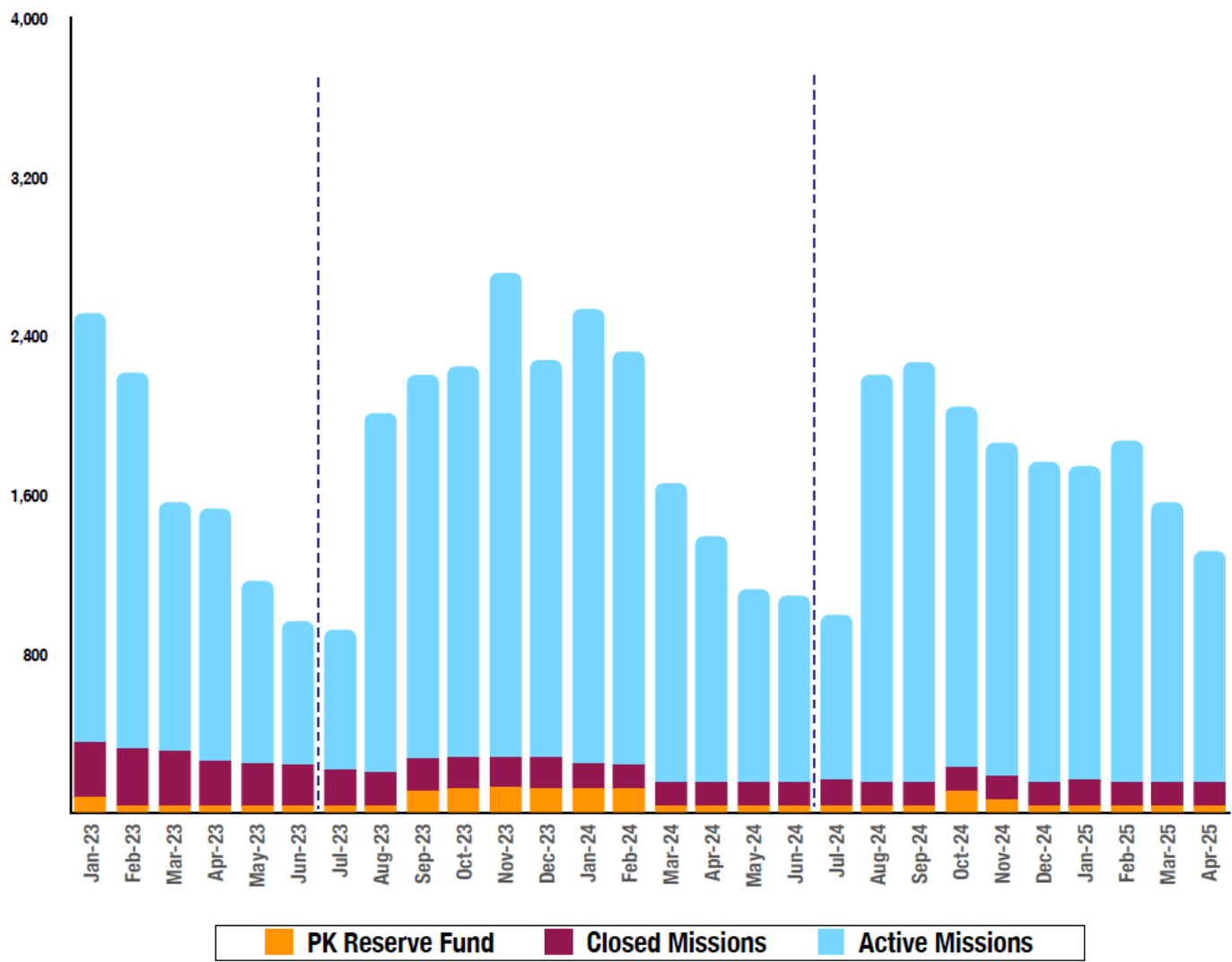
(US\$ millions)

*Very low fiscal year-end cash balances are increasing the risks for payment defaults, forcing the slow down of operational expenses and delays in payments for contingent-owned equipment*



United Nations  
Financial Situation

Regular budget  
Peacekeeping  
Tribunals



\*Includes PK support activity funds

*June 2023 and June 2024 balances are very low despite postponing the payments for contingent-owned equipment*

# Chart 18 - Outstanding Payments to Member States

(US\$ millions)



United Nations  
Financial Situation

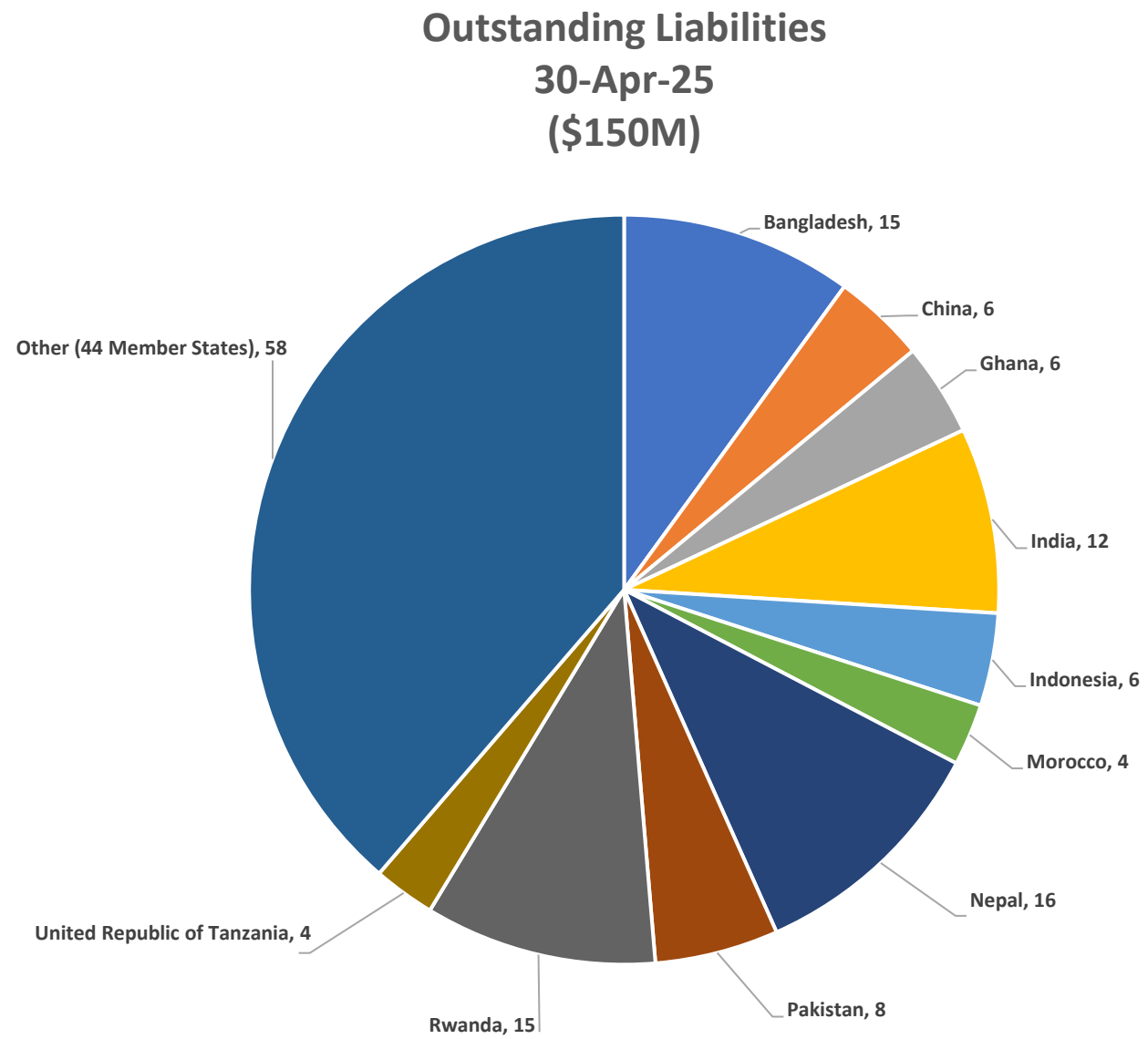
Regular budget  
■ Peacekeeping  
Tribunals

	31-Dec-23	31-Dec-24	30-Apr-24	30-Apr-25
Troops/formed police units	-	-	-	-
COE claims (active missions)	-	-	-	150
<b>Total active peacekeeping missions</b>	-	-	-	<b>150</b>
COE claims (MINUSMA)	-	-	-	-
COE claims (closed missions)*	30	30	30	30
<b>Grand Total</b>	<b>30</b>	<b>30</b>	<b>30</b>	<b>180</b>

*\*Awaiting instruction from Member States to settle the outstanding COE claims.*

# Chart 19 - Outstanding Liabilities to Member States

(US\$ millions) (for Troops/Formed Police Units and Contingent-owned Equipment)



# Chart 20 - Tribunal Assessments at 30 April 2025

(US\$ millions)

	Last Assessed	Opening Balance	Assessed in 2025	Collections	Unpaid Assessments
MICT	January 2025	27	44	18	53
ICTY	January 2018	21	-	-	21
ICTR	January 2016	5	-	-	5
<b>Total</b>		<b>53</b>	<b>44</b>	<b>18</b>	<b>79*</b>

\*Compared to \$73 million at 30 April 2024



United Nations  
Financial Situation

Regular budget  
Peacekeeping

■ Tribunals

# Chart 21 - Tribunal Assessments

Fully paid at 30 April 2025: 79 Member States\*

Albania	Estonia	Malaysia	Serbia
Armenia	Ethiopia	Monaco	Singapore
Australia	Finland	Mongolia	Slovakia
Austria	Georgia	Montenegro	Slovenia
Azerbaijan	Germany	Mozambique	South Africa
Bahamas (The)	Greece	Netherlands	Spain
Bahrain	Guatemala	(Kingdom of the)	Sweden
Barbados	Haiti	New Zealand	Switzerland
Belarus	Hungary	Norway	Thailand
Bhutan	Iceland	Pakistan	Timor- Leste
Bosnia and Herzegovina	India	Papua New Guinea	Türkiye
Botswana	Ireland	Peru	United Kingdom of
Brazil	Italy	Poland	Great Britain and
Bulgaria	Jamaica	Portugal	Northern Ireland
Burundi	Japan	Qatar	United Republic of
Canada	Kazakhstan	Republic of Korea	Tanzania
Costa Rica	Kiribati	Romania	Uzbekistan
Croatia	Kuwait	Rwanda	
Cyprus	Latvia	Saint Lucia	
Czech Republic	Liechtenstein	Samoa	
Dominican Republic	Lithuania	San Marino	
Equatorial Guinea	Luxembourg	Senegal	

\*Compared to 83 Member States at 30 April 2024



*United Nations  
Financial Situation*

Regular budget  
Peacekeeping

■ **Tribunals**

# Chart 22 - Unpaid Tribunal Assessments

(US\$ millions)

Member State	30-Apr-25
United States of America	32
Russian Federation	28
China	9
Venezuela (Bolivarian Republic of)	2
France	2
Other Member States	6
<b>Total</b>	<b>79</b>



United Nations  
Financial Situation

Regular budget  
Peacekeeping  
■ Tribunals



# Chart 23 - Tribunals Cash Position: 2023 to 2025

(US\$ millions)

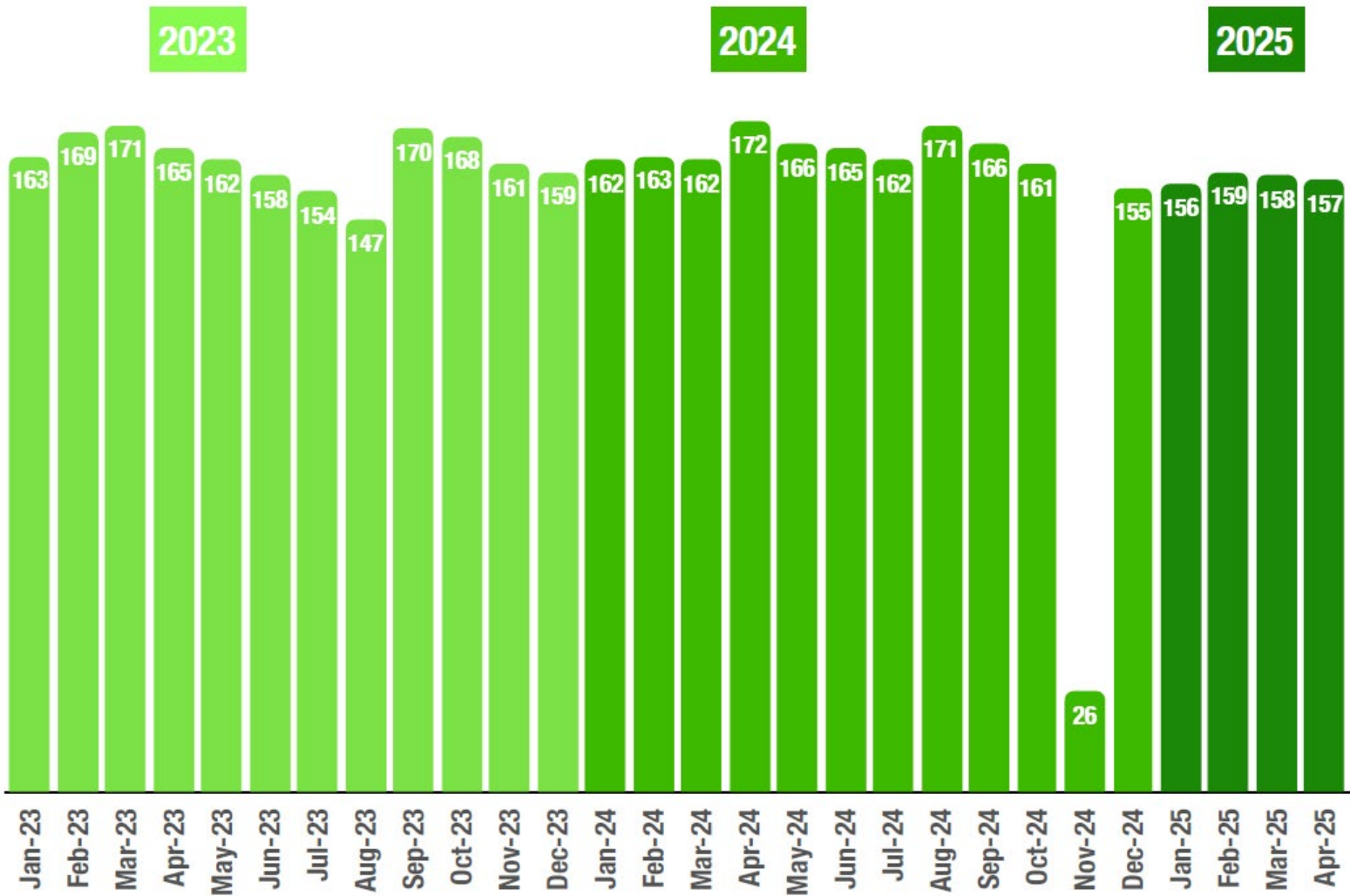
GA resolution 76/272 authorized the use of surplus cash in closed tribunals as a last resort for Regular Budget liquidity. This provided a life-line for Regular Budget operations in November and December of 2024.



United Nations  
Financial Situation

Regular budget  
Peacekeeping

■ Tribunals



# Chart 24 – Overview

(US\$ millions)



United Nations  
Financial Situation

			Calendar year only			
			31-Dec-23	31-Dec-24	30-Apr-24	30-Apr-25
Assessments	Regular budget	2,989	3,220		3,220	3,496
	Peacekeeping*	5,789	3,697		779	2491
	Tribunals	67	51		52	44
Unpaid assessments	Regular budget	859	760		1,706	2,419
	Peacekeeping	2,889	1,329		2,631	2,676
	Tribunals	54	53		73	79
Cash on Hand**	Regular budget	(405)	(135)		1,088	767
	Peacekeeping	2,153	1,726		1,358	1,276
	Tribunals	159	155		172	157
Outstanding Payments to Member States***						
	Peacekeeping	30	30		30	180

\* Peacekeeping assessments by April 2025 were higher compared to the same period in 2024 as the scale of assessment applicable to 2025 was approved only in December 2024.

\*\* Not including reserves.

\*\*\* Not including letters of assist, and death and disability claims.

# Chart 25 - All Assessments

Fully paid for all assessments due and payable at 9 May 2025:  
59 Member States\*



United Nations  
Financial Situation

Armenia	Ethiopia	Luxembourg	Senegal
Australia	Finland	Malaysia	Singapore
Austria	Georgia	Monaco	Slovakia
Azerbaijan	Germany	Mongolia	Slovenia
Bahamas (The)	Greece	Netherlands	Somalia
Bahrain	Hungary	(Kingdom of the)	South Africa
Barbados	Iceland	New Zealand	Spain
Bhutan	India	Norway	Sweden
Bosnia and Herzegovina	Ireland	Papua New Guinea	Switzerland
Bulgaria	Italy	Poland	Thailand
Canada	Japan	Portugal	United Kingdom of
Costa Rica	Kazakhstan	Qatar	Great Britain and
Cyprus	Kuwait	Republic of Korea	Northern Ireland
Czech Republic	Latvia	Rwanda	Uzbekistan
Equatorial Guinea	Liechtenstein	Saint Lucia	
Estonia	Lithuania	San Marino	

*\*Compared to 47 Member States at 9 May 2024*